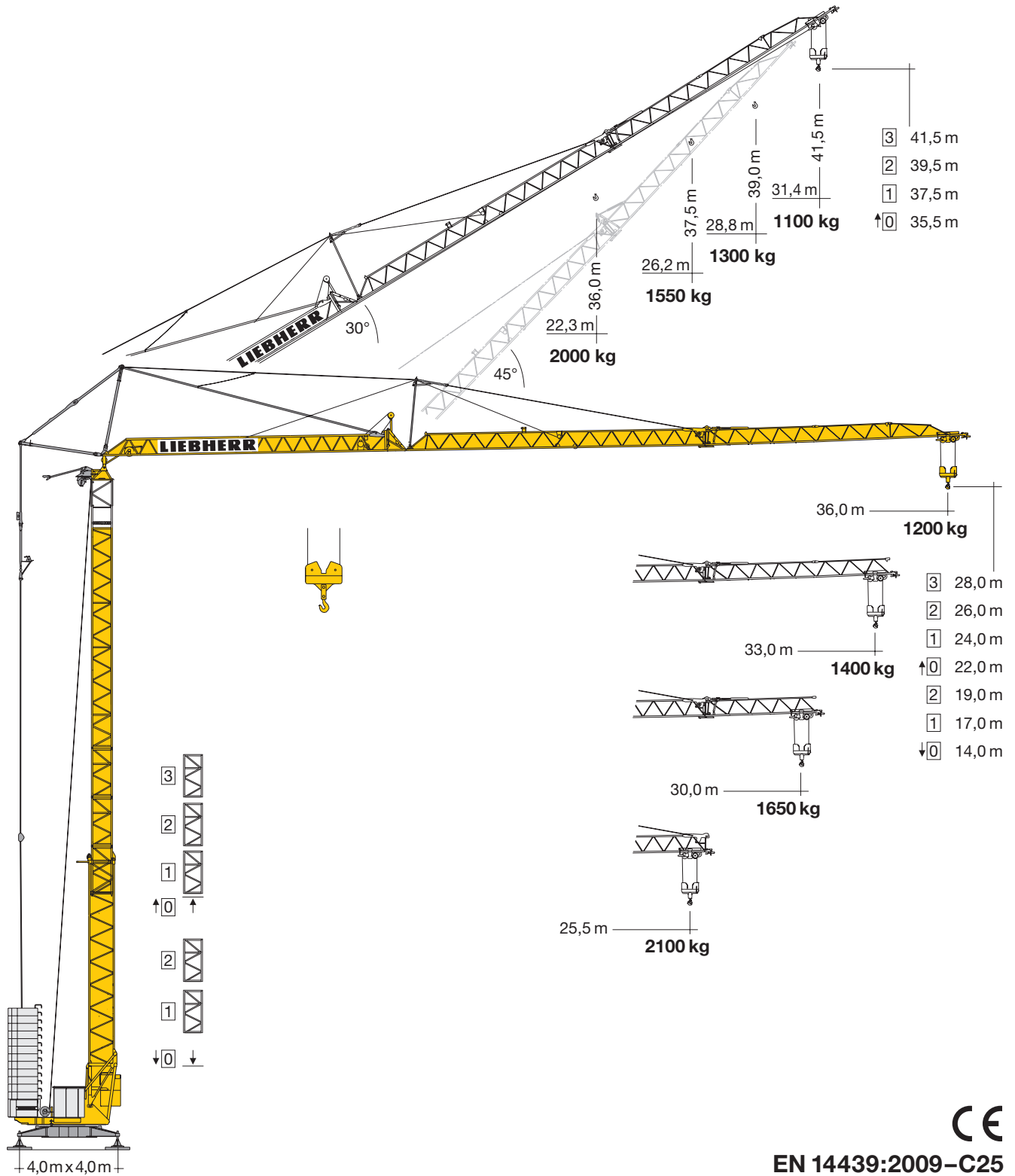


# Turmdrehkran 42 K.1

Tower Crane / Grue à tour / Gru a torre / Grúa torre  
Guindaste de torre

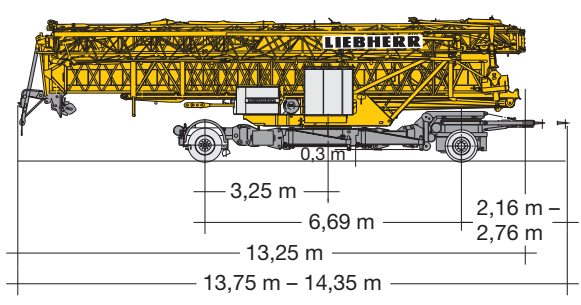
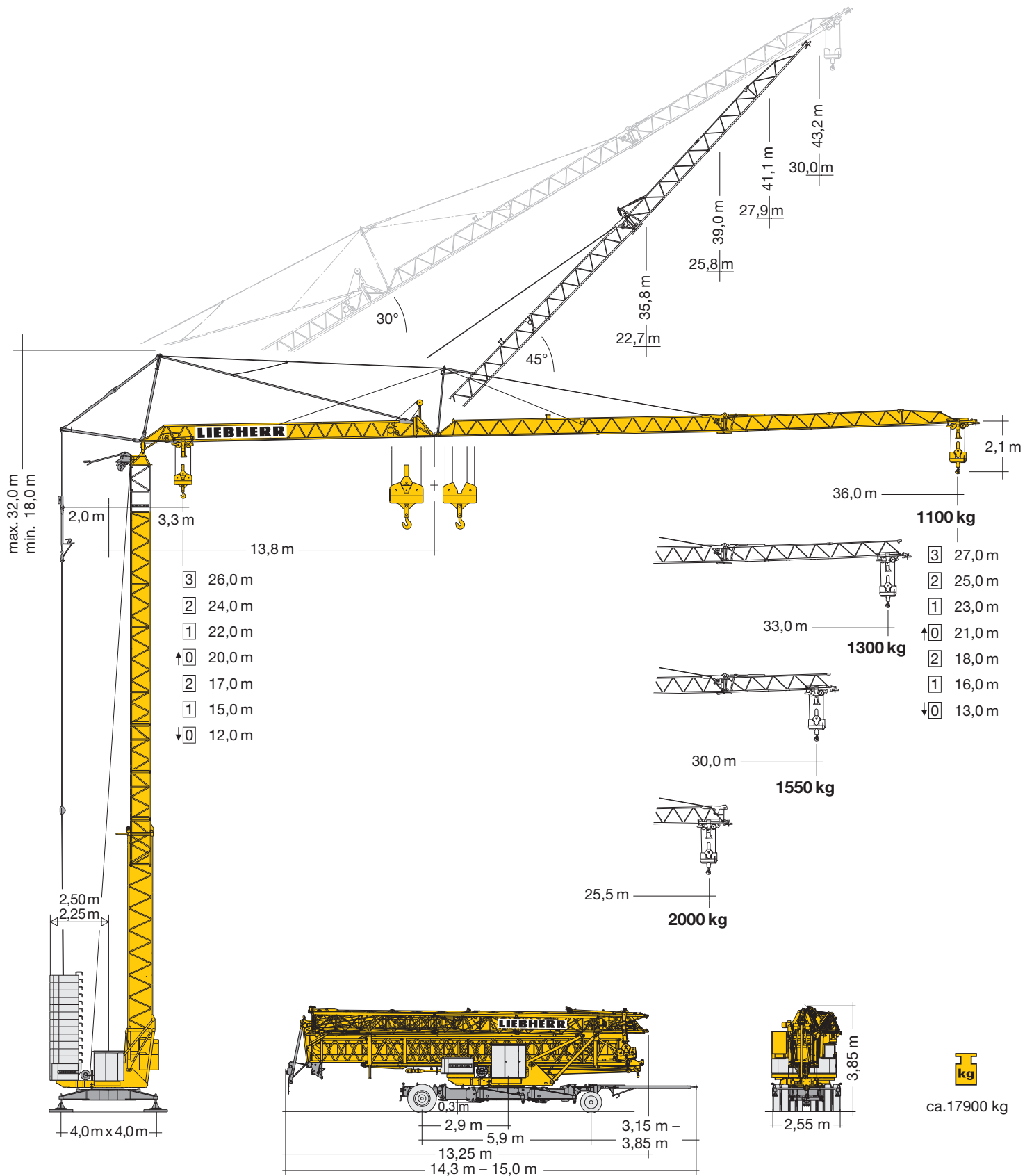
# MAZUR



CE

EN 14439:2009-C25

# LIEBHERR



	r = 2,50 m (32 TT)	1 x 3320 kg	12 x 1750 kg	1 x 725 kg	25045 kg		max. 11800 kg (HH 26 m: + 900 kg)
	r = 2,50 m (42 K)	1 x 3320 kg	14 x 1570 kg		25300 kg		
	r = 2,25 m (45 K)	1 x 2550 kg	15 x 1770 kg		29100 kg		

## Ausladung und Tragfähigkeit

Radius and capacity / Portée et charge / Sbraccio e portata  
Alcances y cargas / Alcance e capacidade de carga / Вылет и грузоподъемность

		m/kg																			
m/kg		16,0	18,0	20,0	21,0	22,0	23,0	24,0	25,0	25,5	26,0	27,0	28,0	29,0	30,0	31,0	32,0	33,0	34,0	35,0	36,0
36,0	3,3 - 19,40 2500	2500	2500	2410	2280	2160	2050	1950	1860	1810	1770	1690	1620	1560	1490	1440	1380	1330	1290	1240	1200
33,0	3,3 - 20,18 2500	2500	2500	2500	2390	2260	2150	2040	1950	1900	1860	1780	1700	1630	1570	1510	1450	1400			
30,0	3,3 - 21,04 2500	2500	2500	2500	2500	2370	2250	2140	2040	2000	1950	1870	1790	1720	1650						
25,5	3,3 - 21,95 2500	2500	2500	2500	2500	2490	2370	2250	2150	2100											

		m/kg																			
m/kg		13,0	14,0	16,0	18,0	20,0	23,0	24,0	25,0	25,5	26,0	27,0	28,0	29,0	30,0	31,0	32,0	33,0	34,0	35,0	36,0
36,0	3,3 - 22,56 2000	2000	2000	2000	2000	2000	1950	1850	1760	1720	1680	1600	1530	1460	1400	1340	1290	1230	1190	1140	1100
33,0	3,3 - 23,46 2000	2000	2000	2000	2000	2000	2000	1950	1850	1800	1760	1680	1600	1530	1470	1410	1350	1300			
30,0	3,3 - 24,45 2000	2000	2000	2000	2000	2000	2000	2000	1950	1900	1850	1770	1690	1620	1550						
25,5	3,3 - 25,50 2000	2000	2000	2000	2000	2000	2000	2000	2000	2000											

		m/kg																			
m/kg		13,0	14,0	16,0	18,0	20,0	23,0	24,0	25,0	25,5	26,0	27,0	28,0	29,0	30,0	31,0	32,0	33,0	34,0	35,0	36,0
36,0	3,3 - 12,77 4000	3910	3580	3040	2630	2320	1950	1850	1760	1710	1670	1600	1520	1460	1400	1340	1280	1230	1190	1140	1100
33,0	3,3 - 13,25 4000	4000	3740	3180	2760	2430	2050	1940	1850	1800	1760	1680	1600	1530	1470	1410	1350	1300			
30,0	3,3 - 13,79 4000	4000	3930	3340	2900	2550	2150	2050	1950	1900	1850	1770	1690	1620	1550						
25,5	3,3 - 14,36 4000	4000	4000	3510	3050	2690	2270	2150	2050	2000											

		Auslegersteilstellung 30° / Elevated jib 30° / Flèche inclinée 30° / Braccio inclinato a 30° / Pluma inclinada 30° / Lança inclinada 30° / Положение стрелы под углом 30°																		
m/kg		16,0	18,0	20,0	22,3	23,0	24,0	25,0	26,0	26,2	27,0	28,0	28,8	29,0	30,0	31,0	31,4			
36,0	3,0 - 15,91 2500	2480	2160	1900	1670	1610	1530	1450	1390	1370	1320	1270	1220	1210	1160	1120	1100			
33,0	3,0 - 16,67 2500	2500	2280	2010	1770	1700	1620	1540	1470	1460	1400	1340	1300							
30,0	3,0 - 17,51 2500	2500	2420	2140	1880	1810	1720	1640	1560	1550										
25,5	3,0 - 18,45 2500	2500	2500	2270	2000															

## Antriebe

Driving units / Mécanismes d'entraînement / Meccanismi / Mecanismos / Mecanismos / Приводы

	U/min. 0 ↔ 0,9 sl./min tr./min	3,0 kW FU
	20,0 / 40,0 m/min	1,3 / 2,3 kW
	0 - 45°, ca. 60 sec.	1,5 kW

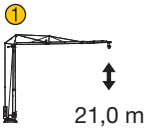
BGL	C.0.08.0045	+  C.0.08.0045
-----	-------------	----------------

	400 V	50 Hz	16,0 kVA (FU)
--	-------	-------	---------------

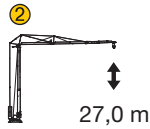
		Stufe / Step / Cran / Marcia	
		Velocidad / Velocidade	m/min
		Передаточ	kg
	11,0 kW FU	1	2500
		2	2500
		3	1300
		4	1000
	1	2000	4,9
		4000	2,5
	2	2000	24,7
		4000	12,3
	3	1300	41,9
		2600	20,9
	4	1000	53,3
		2000	26,6

# Aufstellvorgang

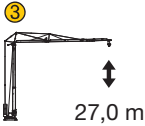
Erection procedure / Déroulement de montage / Procedimento di montaggio  
Procedimiento de montaje / Sistema de montagem / Процесс развертывания



**1 ohne Turmstück**  
without tower section  
sans éléments de mât  
senza elementi di torre  
sin tramo de torre  
sem tramo de torre  
без башенных секций

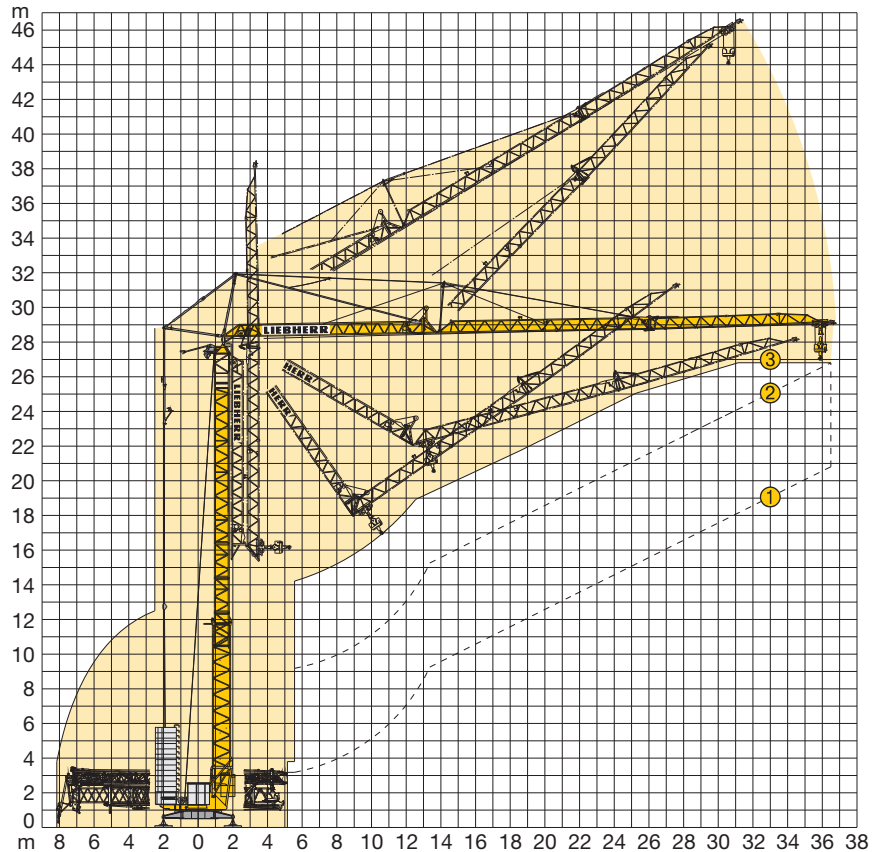


**2 3 Turmstücke**  
3 tower sections  
3 éléments de mât  
3 elementi di torre  
3 tramos de torre  
3 tramos de torre  
3 башенные секции



**3 3 Turmstücke**  
3 tower sections  
3 éléments de mât  
3 elementi di torre  
3 tramos de torre  
3 tramos de torre  
3 башенные секции

**Ausleger-Luftmontage**  
Aerial mounting of the jib  
Montage de la flèche en l'air  
Montaggio aereo del braccio  
Montaje aéreo de la pluma  
Montagem aerea da lança  
Монтаж стрелы в воздухе



## Kolli-Liste

Packing List / Liste de colisage / Lista dei colli  
Lista de contenido / Lista de embalagem / Упаковочный лист

Pos. Item Rep. Voce Pos. Ref. Pos.	Anz. Qty. Qte. Qta. Cant. Кол-во				L (m)	B (m)	H (m)	kg
1	3	<b>Turmstück</b> / Tower section / Élément de mât / Elemento di torre / Tramo de torre / Peça de torre / Башенная секция			2,10	0,85	0,88	350
2	1	<b>Ausleger-Verlängerung</b> 25,5 m – 30,0 m Jib extension / Rallonge de la flèche / Elemento estensione braccio / Prolongación de pluma Extensão da lança / Удлинение стрелы			4,70	0,80	0,70	235
3	1	<b>Ausleger-Verlängerung</b> 30,0 m – 33,0 m Jib extension / Rallonge de la flèche / Elemento estensione braccio / Prolongación de pluma Extensão da lança / Удлинение стрелы			3,10	0,80	0,70	90
4	1	<b>Ausleger-Verlängerung</b> 33,0 m – 36,0 m Jib extension / Rallonge de la flèche / Elemento estensione braccio / Prolongación de pluma Extensão da lança / Удлинение стрелы			3,10	0,80	0,70	70
5	1	<b>Transportachse vorne</b> / Road transport axle front Essieux de transport avant / Asse di trasporto anteriore Eje delantero para transporte / Eixo de transporte dianteiro / Транспортировочная ось, передняя	Tra 100 KY 2 Tra 100 KY 6 Tra 100 KY 6 A		3,65 – 4,15	1,45	1,10	750 920 920
6	1	<b>Transportachse hinten</b> / Road transport axle behind Essieux de transport arrière / Asse di trasporto posteriore Eje trasero para transporte / Eixo de transporte traseiro / Транспортировочная ось, задняя	Tra 120 GY 1 A Tra 120 GY 1		1,90	2,50	1,05	1100
7	1	<b>Transportachse vorne Tra 115</b> / Road transport axle front Essieux de transport avant / Asse di trasporto anteriore Eje delantero para transporte / Eixo de transporte dianteiro / Транспортировочная ось, передняя	Tra 115		3,80	2,50	1,28	1900
8	1	<b>Transportachse hinten Tra 117</b> / Road transport axle behind / Essieux de transport arrière / Asse di trasporto posteriore / Eje trasero para transporte / Eixo de transporte traseiro / Транспортировочная ось, задняя	Tra 117		1,90	2,50	1,10	1520
9	1	<b>Kiste mit Seilen und Kleinteilen</b> / Case with ropes and small parts Caisse avec câbles et pièces détachées / Cassa con funi e accessori Caja con cables y piezas sueltas / Caixa contendo cabos e acessórios Ящик с мелкими деталями и с канатами			1,00	0,80	1,00	450

**Konstruktionsänderungen vorbehalten!** / Subject to alterations! / Sous réserves de modifications! / Riservato il diritto di modifiche strutturali!  
¡Sujeto a modificaciones! / Salvo modificação da construção! / Права на внесение конструкторских изменений сохраняются!

**Sämtliche Angaben erfolgen ohne Gewähr.** / This information is supplied without liability. / Ces renseignements sont sans garantie. / Tutte le indicazioni fornite senza garanzia. / Declinamos toda responsabilidad derivada de la información proporcionada. / Declinamos qualquer responsabilidade quanto à informação fornecida. / Все данные указаны без обязательств.

120 P – 5809 • EN 14439:2009 – DIN 15018-H1/B3 • BGL C.0.08.0045 • 04.16 / 7