Turmdrehkran 24 TT

24 – 35 mt

Tov
Grü
+48 32 74 99 225
MAZUR

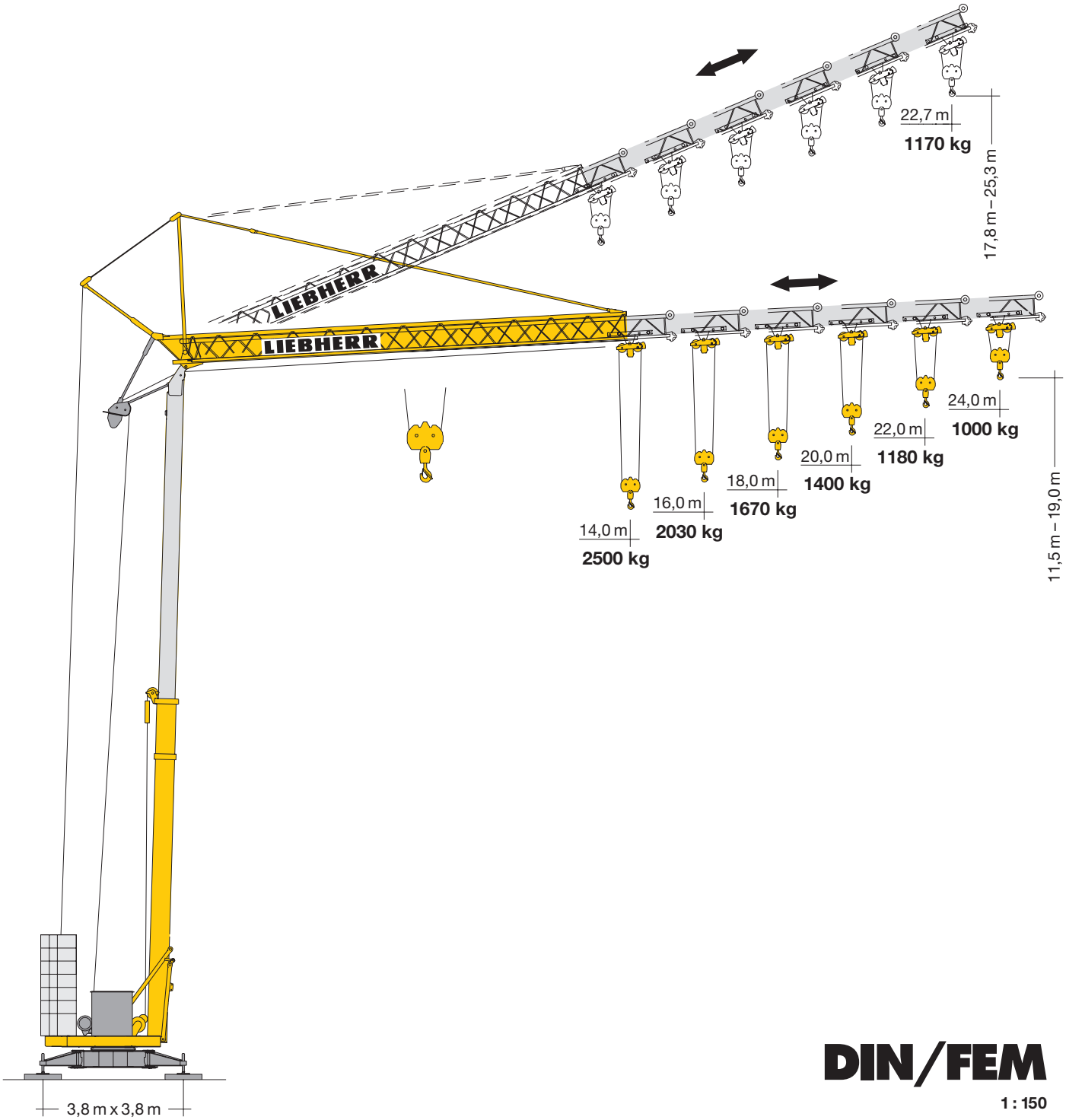

DIN/FEM

1 : 150

LIEBHERR

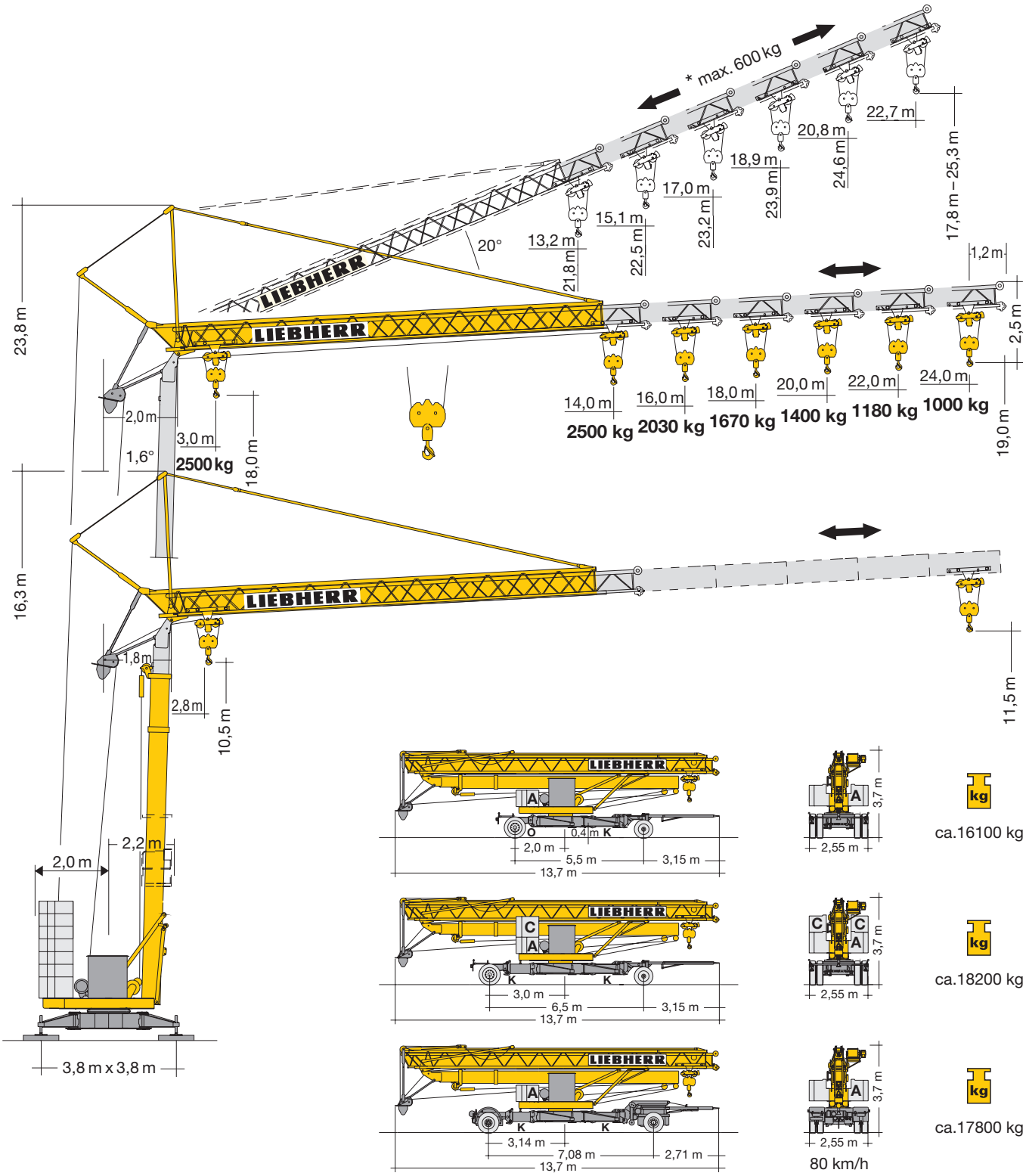

Gewicht

Weight / Poids / Peso / Peso / Pesos

1 x A = 4000 kg 6 x B = 10000 kg 1 x A + 2 x C = 5660 kg 5 x B = 8340 kg	14000 kg	r = 2,0 m		ca. 9800 kg

+48 32 74 99 225
MAZUR

Ausladung und Tragfähigkeit

Radius and capacity / Portée et charge / Sbraccio e portata / Alcances y cargas / Alcance e capacidade de carga

m	m/kg	m/kg 12,0	13,0	14,0	15,0	16,0	17,0	18,0	19,0	20,0	21,0	22,0	23,0	24,0
24,0	3,0 – 12,3 **2500**		2310	2090	1900	1740	1600	1480	1380	1290	1200	1130	1060	1000
22,0	3,0 – 12,7 **2500**		2410	2180	1980	1820	1670	1550	1440	1340	1260	1180		
20,0	3,0 – 13,0 **2500**		2500	2260	2060	1890	1740	1610	1500	1400				
18,0	3,0 – 13,3 **2500**		2500	2340	2130	1960	1800	1670						
16,0	3,0 – 13,7 **2500**		2500	2430	2210	2030								
14,0	3,0 – 14,0 **2500**		2500	2500										

1000 kg **1180 kg** **1400 kg** **1670 kg** **2030 kg** **2500 kg**

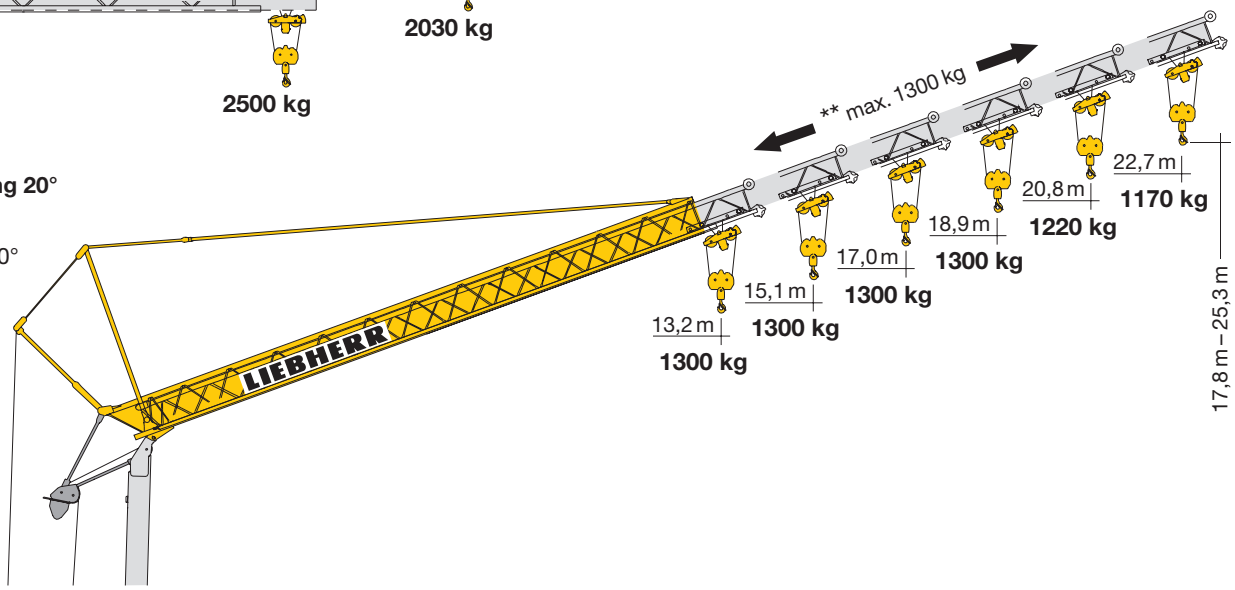

Auslegersteilstellung 20°
Elevated jib 20°
Flèche inclinée 20°
Braccio inclinato a 20°
Pluma inclinada 20°
Lança inclinada 20°

Antriebe

Driving units / Mécanismes d'entraînement / Azionamenti / Mecanismos / Mecanismos

	0 ↔ 0,8 U/min. sl./min tr./min	1,5 kW EDC
	20,0 / 40,0 m/min	1,8 / 3,5 kW 20° 2,8 / 3,5 kW 20°**
	10,0 m/min	1,8 kW 2,8 kW 20°
	4,0 m/min	5,0 kW

	Stufe / Step / Cran Marcia / Velocidad Velocidade	kg	m/min
11,0 kW KL	1	2500	5,0
	2	2500	20,0
	3	1300	40,0
11,0 kW FU	1	2500	4,0
	2	2500	20,0
	3	1300	38,0
	4	1000	50,0

	400 V	Hz	kVA
55,0 m 85,0 m	4 x 6 mm² KL 4 x 6 mm² FU	50	20,0 KL 18,0 FU

+48 32 74 99 225
MAZUR

Aufstellvorgang

Erection procedure / Déroulement de montage
Procedimento di montaggio / Procedimiento de montaje / Sistema de montagem

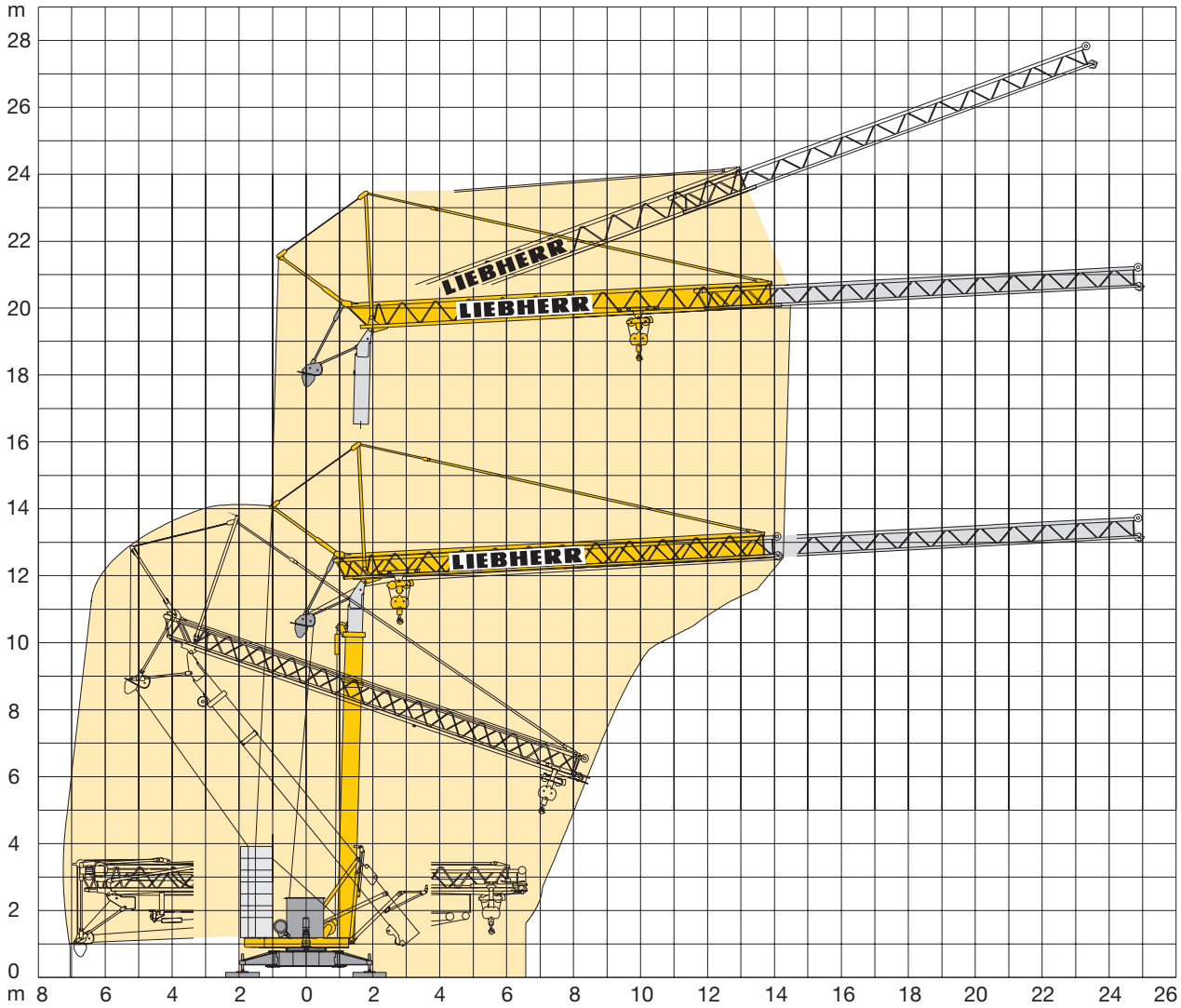

Kolli-Liste

Packing List / Liste de colisage / Lista dei colli / Lista de contenido / Lista de embalagem

Pos. Item Rep. Voce Pos. Ref.	Anz. Qty. Qte Qta. Cant. Cant.				L (m)	B (m)	H (m)	kg
1	1	**Transportachse vorne Tra 100 KY 2** Road transport axle front / Essieux de transport avant / Asse di trasporto anteriore / Eje delantero para transporte / Eixo de transporte dianteiro	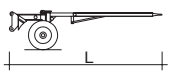		4,10	1,42	1,10	750
2	1	**Transportachse hinten Tra 120 GY 1A** Road transport axle behind / Essieux de transport arrière / Asse di trasporto posteriore / Eje trasero para transporte / Eixo de transporte traseiro	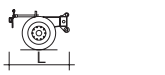	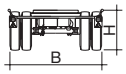	1,70	2,50	1,10	1100
3	1	**Transportachse vorne Tra 115** Road transport axle front / Essieux de transport avant / Asse di trasporto anteriore / Eje delantero para transporte / Eixo de transporte dianteiro	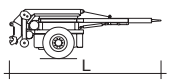	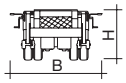	4,10	2,50	1,32	1900
4	1	**Transportachse hinten Tra 117 GY 1A** Road transport axle behind / Essieux de transport arrière / Asse di trasporto posteriore / Eje trasero para transporte / Eixo de transporte traseiro		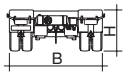	1,80	2,50	1,10	1500

Konstruktionsänderungen vorbehalten!
Subject to alterations! / Sous réserves de modifications!
Si fa riserva di modifiche! / Salvo modifição da construcao!
¡Sujeto a modificaciones!

Sämtliche Angaben erfolgen ohne Gewähr. / This information is supplied without liability.
Ces renseignements sont sans garantie. / Le indicazioni contenute si intendono salvo errori ed omissioni.
Declinamos toda responsabilidad derivada de la información proporcionada.
Declinamos qualquer responsabilidade quanto à informação fornecida.

120 P – 4298 H1 B3 DIN 15018 • BGL C.0.08.0022 / FEM (Section 1) Krangruppe A3 und OEN

+48 32 74 99 225
MAZUR

Liebherr-Werk Biberach GmbH, Postfach 16 63, D-88396 Biberach an der Riss
☎ +49 73 51 41-0, Telefax: +49 73 51 41 22 25, www.liebherr.com, E-Mail: info@lbc.liebherr.com