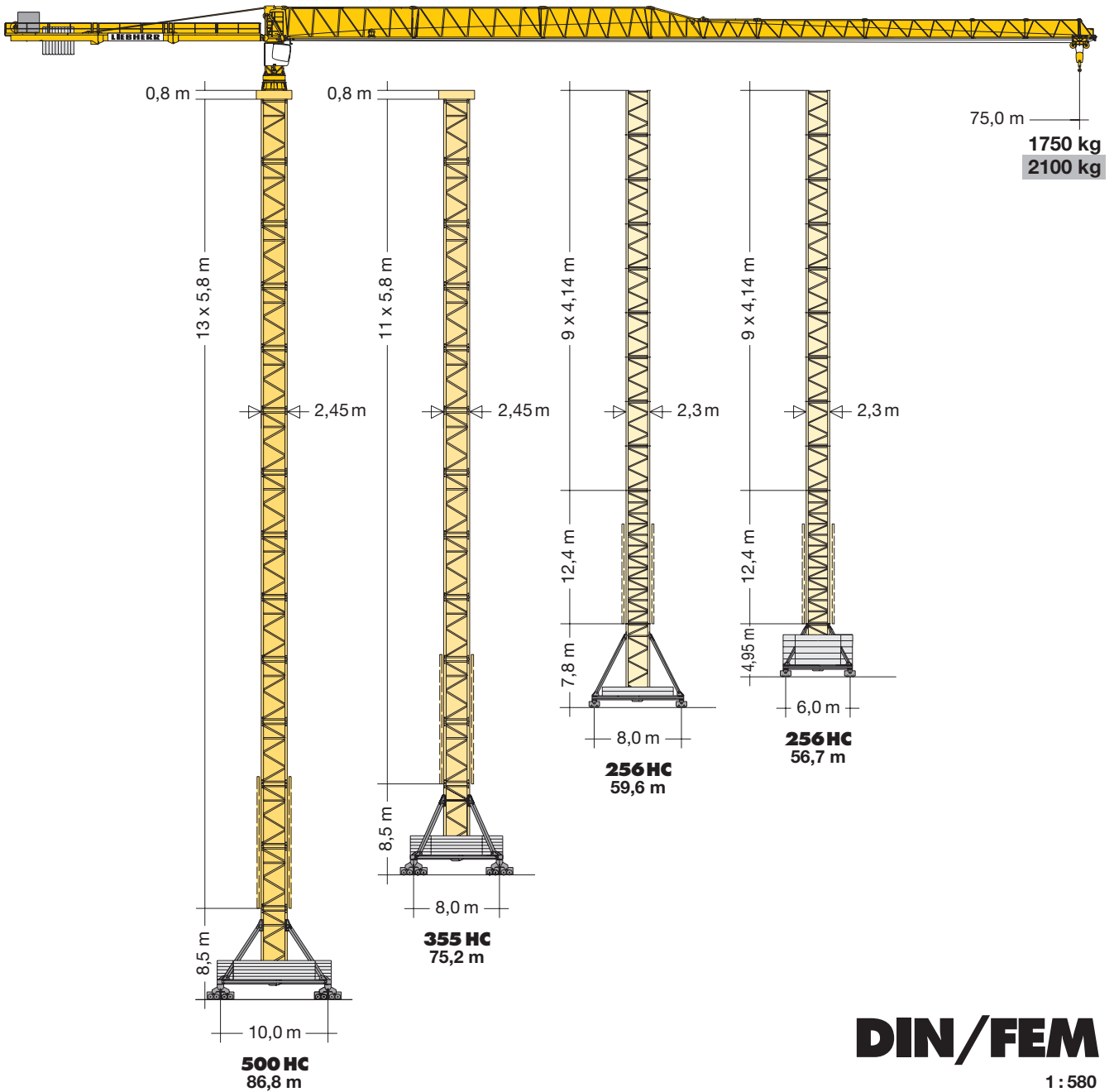


Turmdrehkran

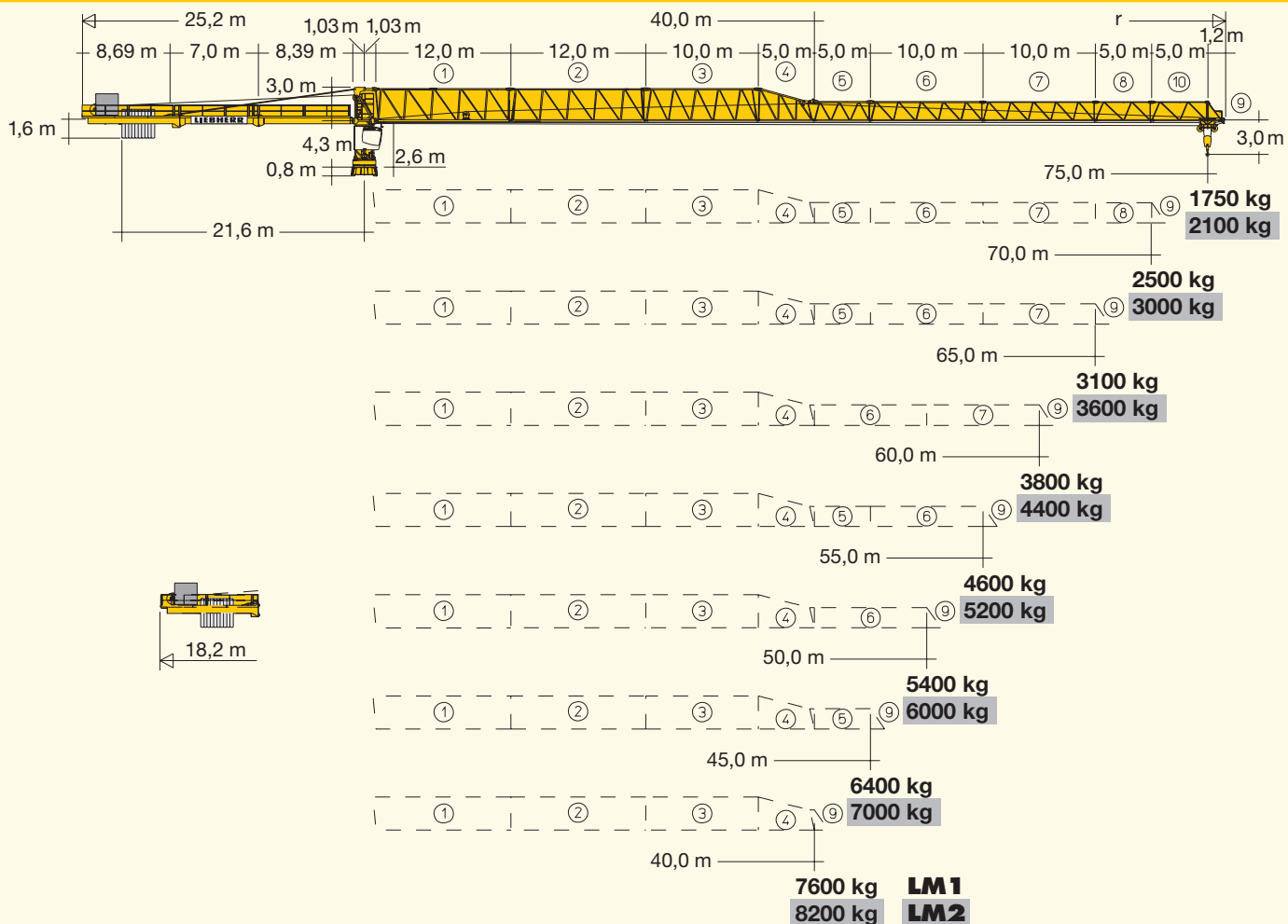
Tower Crane / Grue
Grúa torre / Guindas

MAZUR

280 EC-B 12 Litronic®



LIEBHERR



Hubhöhe

Hoisting height / Hauteur sous crochet / Altezza di sollevamento / Altura bajo gancho / Altura de montagem

	256 HC		355 HC		500 HC	
14	-	-	-	-	-	-
13	-	-	-	-	-	-
12	-	-	-	-	-	-
11	-	-	-	-	67,1*	75,2*
10	-	-	-	-	61,3	69,4
9	52,0*	56,7*	52,0*	59,6*	55,5	63,6
8	47,9	52,6	47,9	55,5	49,7	57,8
7	43,7	48,4	43,7	51,3	43,9	52,0
6	39,6	44,3	39,6	47,2	38,1	46,2
5	35,4	40,1	35,4	43,0	32,3	40,4
4	31,3	36,0	31,3	38,9	26,5	34,6
3	27,2	31,9	27,2	34,8	20,7	28,8
2	23,0	27,7	23,0	30,6	14,9	23,0
1	18,9	23,6	18,9	26,5	9,1	17,2
0	14,7	19,4	14,7	22,3	3,3	11,4
	m	m	m	m	m	m

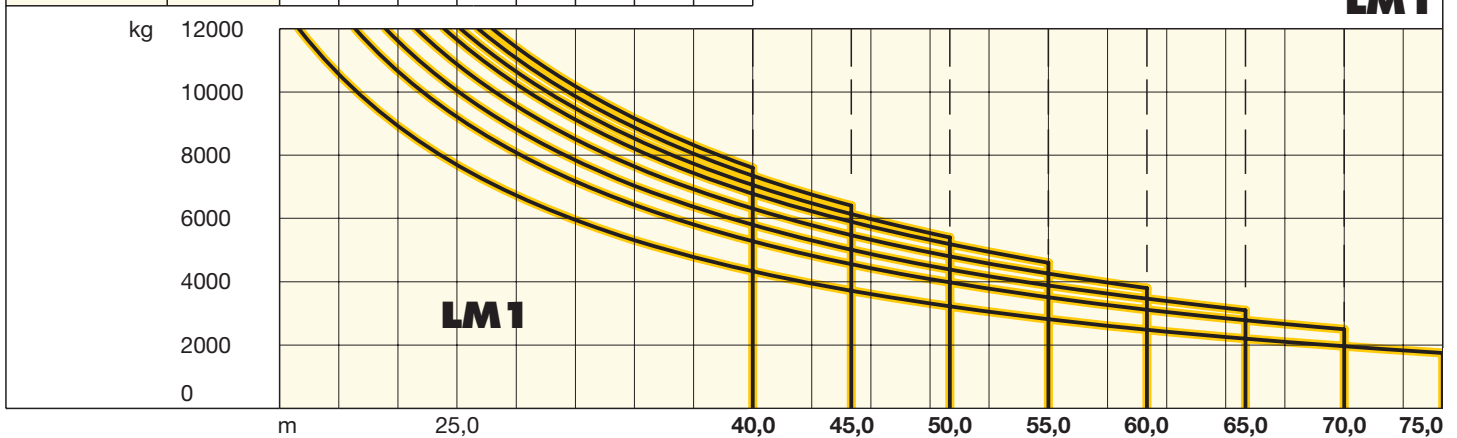
* Weitere Hubhöhen sowie Klettern im Gebäude auf Anfrage. / Further hoist heights and climbing in the building on request.
 Hauteurs sous crochet plus élevées et hissage dans le bâtiment sur demande. / Altre altezze di sollevamento come pure varianti di gru allungabili: su richiesta. / Para alturas bajo gancho superiores y trepado en el interior del edificio, consultar. / Outras alturas de elevação e subida no edifício: conforme ao pedido.

Ausladung und Tragfähigkeit

Radius and capacity / Portée et charge / Sbraccio e portata / Alcances y cargas / Alcance e capacidade de carga

		280 EC-B 12															
m	r	m/kg	m/kg														
			19,0	22,0	25,0	28,0	31,0	34,0	37,0	40,0	45,0	50,0	55,0	60,0	65,0	70,0	75,0
75,0	(r = 76,6)	2,6-17,0 12000	10560	8930	7690	6730	5950	5320	4780	4330	3710	3220	2820	2490	2200	1960	1750
70,0	(r = 71,6)	2,6-19,8 12000	12000	10650	9210	8080	7180	6430	5810	5280	4560	3980	3510	3120	2780	2500	
65,0	(r = 66,6)	2,6-21,4 12000	12000	11600	10040	8820	7840	7040	6370	5790	5010	4390	3880	3460	3100		
60,0	(r = 61,6)	2,6-22,9 12000	12000	12000	10870	9560	8510	7650	6920	6310	5470	4800	4260	3800			
55,0	(r = 56,6)	2,6-24,4 12000	12000	12000	11640	10240	9130	8210	7440	6790	5890	5180	4600				
50,0	(r = 51,6)	2,6-25,2 12000	12000	12000	12000	10640	9480	8530	7730	7060	6140	5400					
45,0	(r = 46,6)	2,6-26,1 12000	12000	12000	12000	11060	9860	8880	8050	7360	6400						
40,0	(r = 41,6)	2,6-26,8 12000	12000	12000	12000	11410	10180	9170	8320	7600							

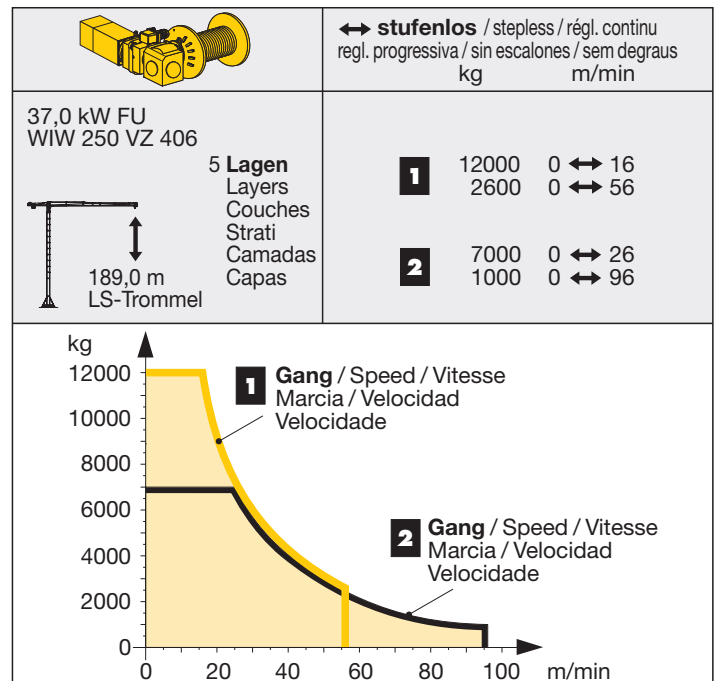
LM 1



Antriebe

Driving units / Mécanismes d'entraînement / Azionamenti / Mecanismos / Mecanismos

	0 ↔ 0,7 sl./min tr./min	2 x 6,3 kW
	0 ↔ 110,0 m/min	7,5 kW FU
	25,0 m/min	4 x 7,5 kW (500 HC, 355 HC) 2 x 7,5 kW (256 HC)
	kVA	37 kW FU 45 kW FU 65 kW FU 59,0 67,0 91,0



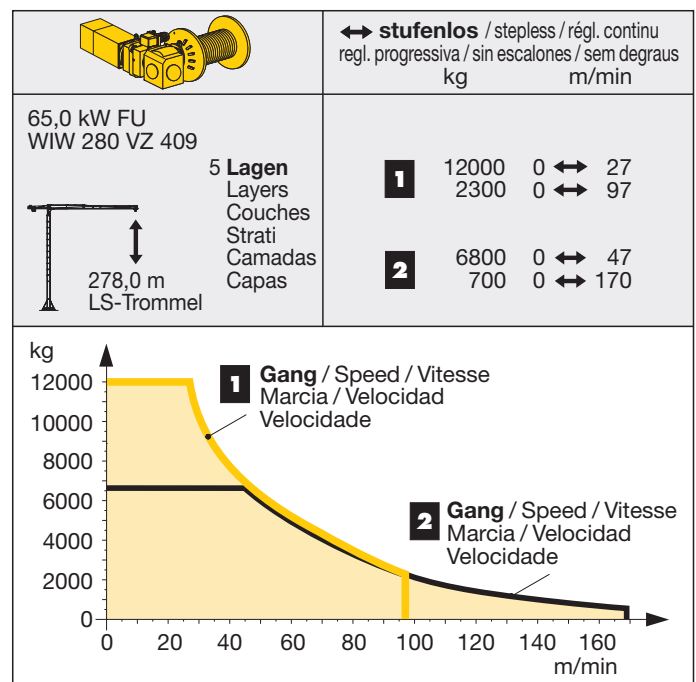
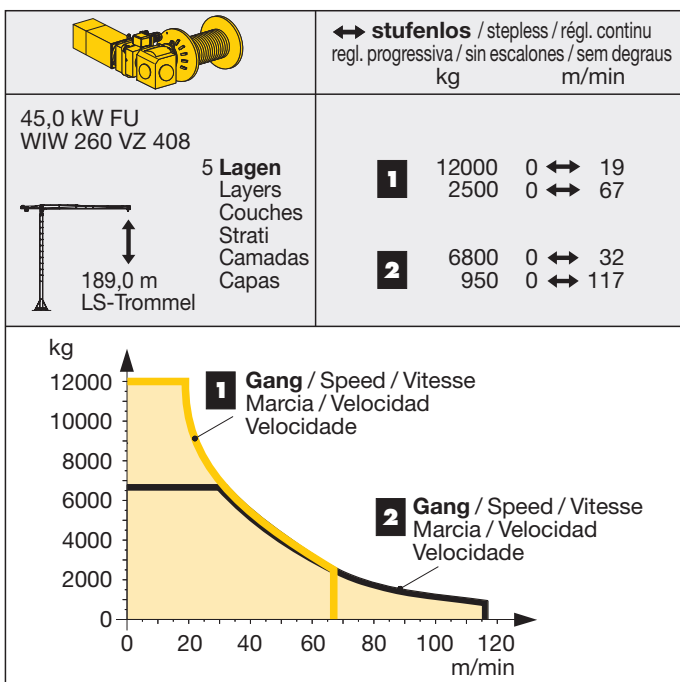
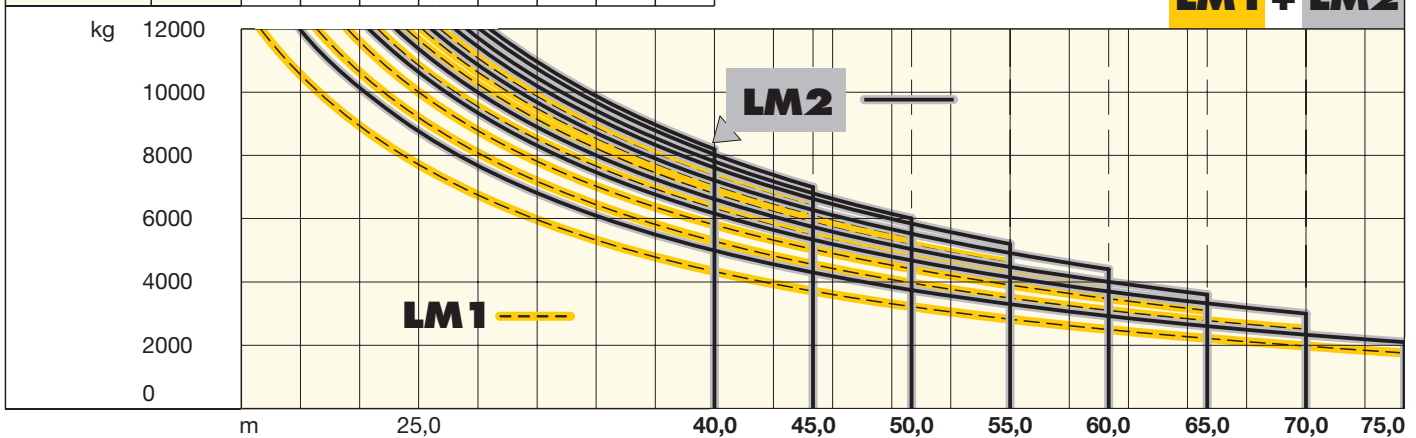
Ausladung und Tragfähigkeit

Radius and capacity / Portée et charge / Sbraccio e portata / Alcances y cargas / Alcance e capacidade de carga

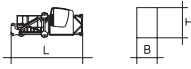


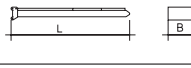
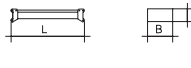
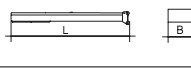

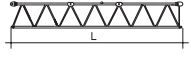
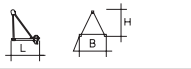
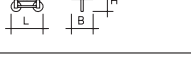
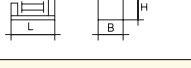



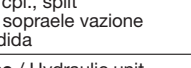
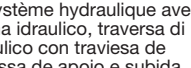
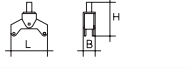
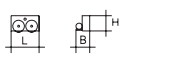
280 EC-B 12 Litronic®

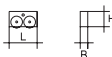
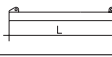
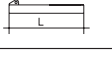
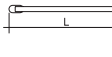
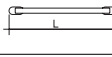

m	r	m/kg	m/kg														
			19,0	22,0	25,0	28,0	31,0	34,0	37,0	40,0	45,0	50,0	55,0	60,0	65,0	70,0	75,0
75,0 (r=76,6)	2,6-19,0 12000		11970	10140	8760	7680	6810	6090	5500	4990	4300	3750	3300	2920	2610	2340	2100
70,0 (r=71,6)	2,6-22,5 12000		12000	12000	10630	9340	8310	7470	6760	6160	5340	4680	4150	3700	3320	3000	
65,0 (r=66,6)	2,6-23,8 12000		12000	12000	11360	9990	8900	8000	7250	6610	5740	5040	4470	4000	3600		
60,0 (r=61,6)	2,6-25,6 12000		12000	12000	12000	10860	9680	8710	7900	7210	6270	5520	4910	4400			
55,0 (r=56,6)	2,6-26,8 12000		12000	12000	12000	11430	10200	9180	8330	7610	6630	5840	5200				
50,0 (r=51,6)	2,6-27,4 12000		12000	12000	12000	11720	10450	9410	8550	7810	6800	6000					
45,0 (r=46,6)	2,6-28,1 12000		12000	12000	12000	12000	10740	9680	8790	8030	7000						
40,0 (r=41,6)	2,6-28,6 12000		12000	12000	12000	11410	10740	9680	8970	8200							

LM1 + LM2



LM 2 Abweichende Geschwindigkeiten und Betriebsbedingungen. / Variant speeds and service conditions. / Vitesses et conditions de fonctionnement différentes. / Differenti velocità e condizioni di funzionamento. / Otras velocidades y características de funcionamiento. / Outras velocidades e características de funcionamento.

Kranoberteil		Upper part of crane / Partie supérieure de grue / Parte superiore della gru		L (m)	B (m)	H (m)	kg*	
Pos. Item Rep	Anz. Qty. Voce Pos. Cant. Ref							
1	1	Drehbühne ohne Kugeldrehkranz Slewing platform without slewing ring Plate-forme tournante sans couronne d'orientation / Piattaforma girevole senza ralla / Mesa giratória sin corona de giro Mesa de giratória sem cremalheira de giratória		6,42	1,83	2,83	7000	
2	1	Kugeldrehkranz-Auflage / Slewing ring support / Pivot d'orientation / Supporto ralla / Portacoronas / Pivot		2,55	2,74	2,37	7200	
3	1	Drehbühne komplett / Slewing platform, complete / Plate-forme tournante complète Piattaforma girevole completa / Parte giratoria completa / Giratória		8,11	2,74	2,83	14200	
4	2	Podeste / Platforms / Plates-formes Pedana / Plataformas / Plataformas		2,72	1,93	0,39	170	
5	1	Gegenausleger-Anlenkstück / Counter-jib heel section / Pied de contre-flèche / Settore articolato di controbraccio / Tramo primero-contrapluma / Base articulada da contra-lança		8,59	2,35	1,05	3300	
6	1	Gegenausleger-Zwischenstück Intermediate counter-jib section / Élément interm. de contre-flèche / Spezzone di controbraccio / Tramo intermedio de contrapluma / Peça suplementar da contra-lança		7,20	2,35	1,05	2890	
7	1	Gegenausleger-Kopfstück / Counter-jib head / Pointe de contre-flèche / Testa di controbraccio / Tramo punta de contrapluma / Cabeça de contra-lança		8,79	2,35	1,20	4370	
8	1	Ausleger-Anlenkstück / Jib heel section Pied de flèche / Settore articolato di braccio Pluma tramo primero / Base articulada de lança		12,55	1,86	3,16	① 5710	
9	1	Ausleger-Zwischenstück / Intermediate jib section / Élément intermédiaire de flèche Spezzone di braccio / Tramo intermedio pluma / Peça suplementar da lança		12,29	1,66	2,99	② 3520	
1	10,29			1,65	2,97	③ 2170		
1	5,24			1,65	2,97	④ 1180		
1	5,23			1,65	1,86	⑤ 820		
1	10,27			1,65	1,86	⑥ 1240		
1	10,26			1,65	1,84	⑦ 830		
1	5,26	1,65	1,84	⑧⑨ 480				
10	1	Ausleger-Kopfstück / Jib head Pointe de flèche / Punta freccia Tramo punta de pluma / Cabeça de lança		1,91	1,82	1,82	⑩ 250	
11	1	Laufkatze und Lashaken / Trolley and hook Chariot de distribution et crochet Carrello con gancio / Carrito y gancho Carro de ponte e gancho		1,87	1,84	1,64	1050	
12	1	Hubwerkseinheit / Hoist gear unit Treuil de levage / Gruppo meccanismo sollevamento / Mecanismo de elevación Grupo de mecanismo elevatório		260 VZ	2,07	2,62	1,66	3550
Turm		Tower / Mât / Torre						
13	9	Turmstück / Tower section Élément de mât / Elemento di torre Tramo torre / Torre		256 HC	4,14	2,30	2,30	2300
11	355 HC			6,28	2,45	2,45	5050	
13	500 HC			6,28	2,45	2,45	6480	
14	1	Turmstück lang / Long tower section Élément de mât long / Elemento di torre, lungo Tramo de torre largo / Peça de torre, comprida		256 HC	12,42	2,30	2,30	5770
15	1	Grundturmstück / Base tower section Mât de base / Elemento di torre base Tramo base / Peça de base de torre		256 HC	8,85 (12,42)	2,30 (2,30)	2,30 (2,30)	4830 (7940)
Klettereinrichtung		Climbing equipment / Equipement de télescopage / Attrezzatura per allungamento della gru						
16	1	Führungsstück kpl., geteilt / Guide section cpl., split Cage télescopique cpl., devisée / Gabbia di sopraelevazione compl., suddivisa / - / Peça de guia, subdividida		256 HC	8,39	2,68	2,58 (3,04)	5100
	355 HC			12,39	2,75	1,58	8300	
	500 HC			12,39	2,75	1,58	8300	
17	1	Hydraulikanlage, Stütz- und Klettertraverse / Hydraulic unit, supporting and climbing cross members / Système hydraulique avec traverses d'appui et de télescopage / Sistema idraulico, traversa di appoggio e allungamento gru / Sistema hidráulico con traviesa de apoyo y trepado / Instalação hidráulica, travessa de apoio e subida		256 HC	2,10	1,25	1,00	1150
	355 HC			2,10	1,10	1,00	1810	
	500 HC			2,10	1,10	1,00	1810	
Unterwagen		Undercarriage / Châssis / Carro della gru						
18	4	Ausgleichsschwinge mit Schwingenlager Pivot for wheel box / Chape pour bogie Bilanciere di equilibratura con cuscinetto bilanciere / Balancin / Balancim com suporte		355 HC	1,60	0,72	1,48	1390
	500 HC							
19	2	Fahrschemel mit Antrieb / Rail bogie with drive / Bogie moteur / Telaio con gruppo propulsore / Caja rodillo motriz Quadro sem grupo de propulsão		256 HC	1,63 (1,46)	0,92 (0,84)	0,95 (0,87)	1690 (920)
4	355 HC			1,40	0,75	0,65	920	
4	500 HC			1,45	0,82	0,72	1690	

Pos. Item Rep. Voçe Pos. Ref.	Anz. Qty. Qta. Qta. Cant. Cant.				L (m)	B (m)	H (m)	kg*
20	2 4 4	Fahrschemel ohne Antrieb / Rail bogie without drive / Bogie fou / Telaio senza gruppo propulsore / Caja rodillo conducido Quadro com grupo de propulsão		256 HC 355 HC 500 HC	1,37 (1,15) 1,10 1,30	0,62 (0,60) 0,60 0,40	0,95 (0,87) 0,65 0,72	1340 (880) 880 1340
21	1 2 2	Tragholm lang / Long support arm Longeron long / Longherone lungo Brazo soporte largo / Travessa comprida		256 HC 355 HC 500 HC	9,10 (11,85) 11,82 7,32	0,80 (0,82) 0,92 0,92	0,80 (0,80) 0,93 0,93	1650 (2200) 3515 2330
22	2	Tragholm kurz / Short support arm Longeron court / Longherone corto Brazo soporte corto / Travessa curta		256 HC 355 HC 500 HC	4,45 (5,58) 5,74 7,14	0,77 (0,65) 0,80 0,80	0,77 (0,77) 0,90 0,90	800 (1035) 1600 2135
23	2 + 2	Randträger / Border support Traverse / Supporti base Traviesa / Apoio de bordo		256 HC 355 HC 500 HC	5,46 – 5,40 (7,52 – 7,46) 7,30 9,30	0,11 – 0,18 (0,10 – 0,17) 0,14 0,14	0,16 – 0,38 (0,10 – 0,38) 0,14 0,14	175 – 525 (366 – 912) 340 510
24	4	Stützholm / Support strut Hauban de châssis / Correnti di appoggio Tirante vertical / Travessa de apoio		256 HC 355 HC 500 HC	4,14 (6,55) 6,06 6,98	0,18 (0,22) 0,26 0,26	0,25 (0,25) 0,34 0,34	320 (600) 862 1140
25	1	Unterswagen-Turmstück / Undercarriage tower section / Mât de châssis / Elemento di torre del carro / Tramo de carro / Peça de torre do chassis		256 HC 355 HC 500 HC	3,73 (6,70) 6,61 6,61	2,62 (2,53) 2,44 2,44	2,62 (2,53) 2,44 2,44	2550 (3800) 7475 7930
26		Kleinteile, Seile und Abspannungen / Small parts, ropes and holding bars Accessoires, câbles et tirants / Accessori, funi e attrezzi di ancoraggio Despieces, cables y tirantes / Acessórios, cabos e peças de ancoragem		256 HC 355 HC 500 HC	9,00	1,60	1,00	4000

() **Angaben in Klammern gelten für 8 m-Unterswagen.** / The data in brackets are valid for an undercarriage of 8 m. / Les données techniques indiquées entre parenthèses sont valables pour un châssis de 8 m. / Caratteristiche in (..) valgono per carro di 8 m. / Los datos entre paréntesis son válidos para carro de 8 m. Características em (..) válidas pelo chassis de 8 m.

* **Einzelgewichte.** / Single weights. / Poids individuels. / Pesì di componenti. / Pesos unitarios. / Pesos de peças componentes.

Konstruktionsänderungen vorbehalten!
Subject to alterations! / Sous réserves de modifications!
Si fa riserva di modifiche! / ¡Sujeto a modificaciones!
Salvo modificação da construçao!

Sämtliche Angaben erfolgen ohne Gewähr. / This information is supplied without liability.
Ces renseignements sont sans garantie. / Le indicazioni contenute si intendono salvo errori ed omissioni.
Declinamos toda responsabilidad derivada de la información proporcionada. / Declinamos qualquer
responsabilidade quanto à informação fornecida.

121 P – 4480 H1 B3 DIN 15018 • BGL C.0.10.0280 / FEM (Section 1) Krangruppe A3 • 05.04 / 6